

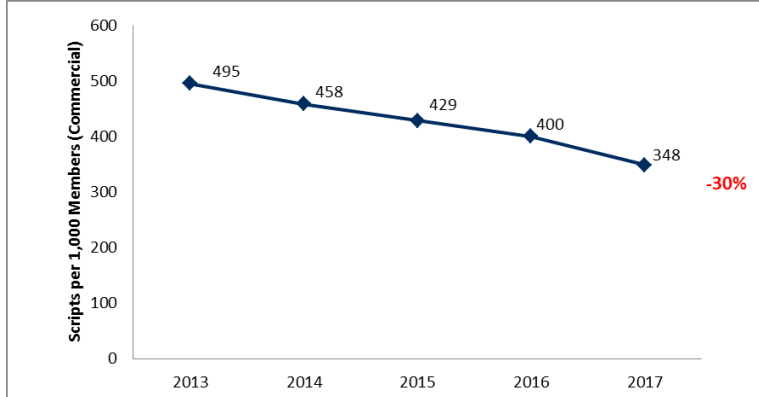


Horizon Blue Cross Blue Shield of New Jersey

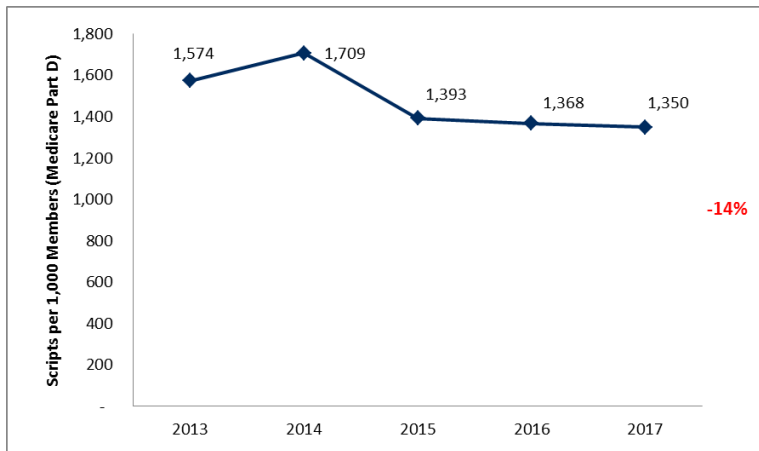
AT A GLANCE:
MAKING GAINS TO PREVENT, COMBAT AND TREAT OPIOID ABUSE

**Horizon Reduced Total Opioid Prescriptions Filled:
30% lower for Commercial, 14% for Medicare and 20% for Medicaid Members**

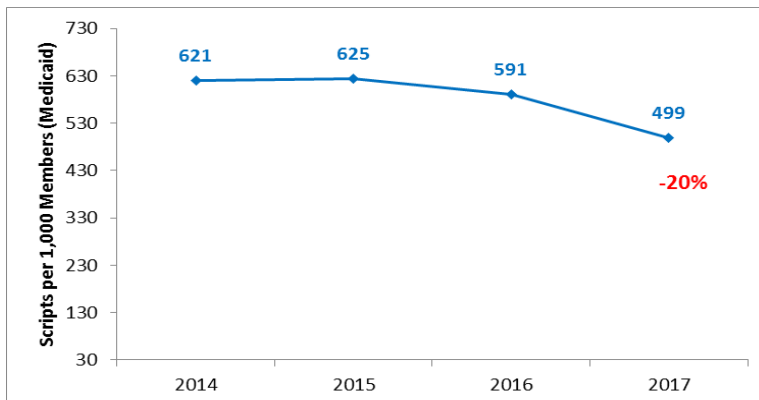
Commercial



Medicare Part D

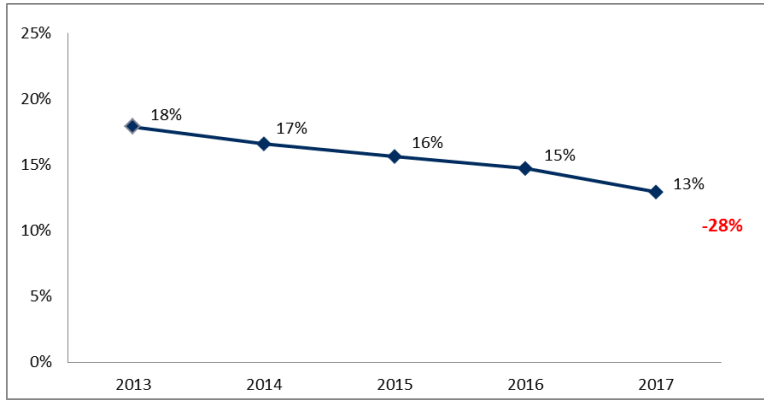


Medicaid

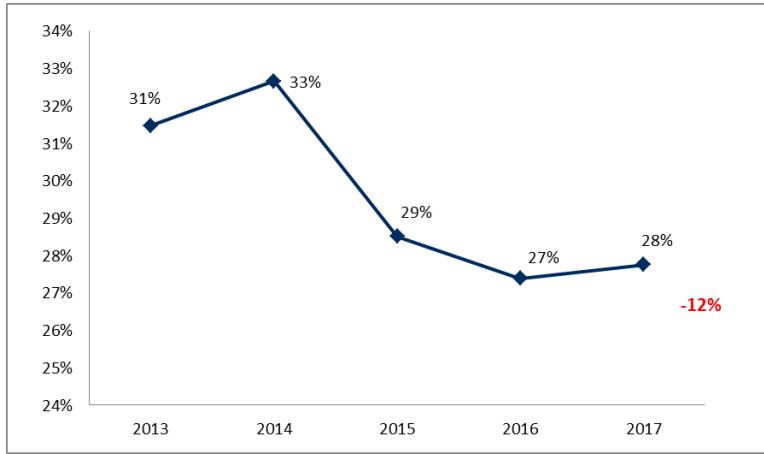


Horizon Reduced The Number of Members Filling An Opioid Prescription: 28% reduction for Commercial, 12% for Medicare and 18% for Medicaid Members

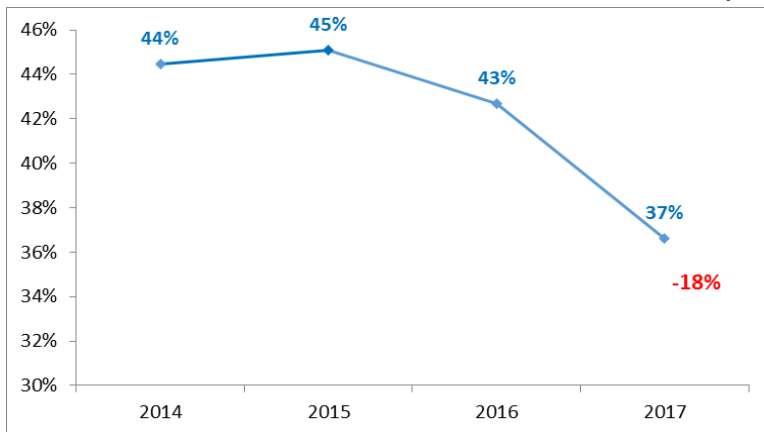
Percent of Horizon Commercial Members Who Filled at Least One Opioid Prescription



Percent of Horizon Medicare Part D Members Who Filled at Least One Opioid Prescription



Percent of Horizon Medicaid Members Who Filled at Least One Opioid Prescription



Horizon is Tops Among Blue Plans Nationally When It Comes to Meeting CDC Dose and Duration Guidelines

Percent of Horizon Commercial Members Who Filled at Least One Opioid Prescription by Dose and Duration in 2017 (Change From 2013 Noted in Color)

		High Dose		
Low Duration	>50 MME	9% ↓ 4 pts	6% ↓ 1 pts	High Duration
	≤50 MME	62% ↑ 7 pts	23% ↓ 3 pts	
		1 to 7 Days	8+ Days	

(The BCBS Association reported 45% of members' cumulative opioid use to be within the CDC guidelines, with an increase from 39% in 2013. Horizon has 62% of members with cumulative opioid use within the guidelines with an increase from 55% in 2013.)

Percent of Horizon Medicare Part D Members Who Filled at Least One Opioid Prescription by Dose and Duration in 2017 (Change From 2013 Noted in Color)

		High Dose		
Low Duration	>50 MME	5% ↓ 1 pts	14% ↑ 1 pts	High Duration
	≤50 MME	33% ↑ 3 pts	49% ↓ 3 pts	
		1 to 7 Days	8+ Days	

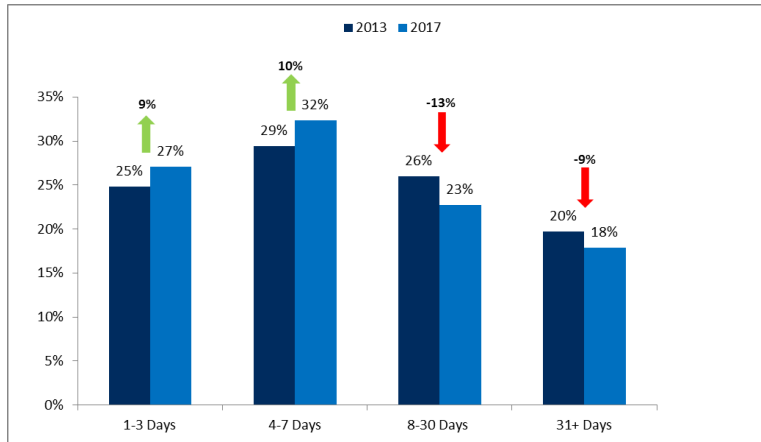
Percent of Horizon Medicaid Members Who Filled at Least One Opioid Prescription by Dose and Duration in 2017 (Change From 2014 Noted in Color*)

		High Dose		
Low Duration	>50 MME	12% ↓ 20 pts	13% ↓ 4 pts	High Duration
	≤50 MME	49% ↓ 26 pts	26% ↓ 30 pts	
		1 to 7 Days	8+ Days	

*Normalized due to membership

Horizon Has Shortened The Duration of Opioid Use

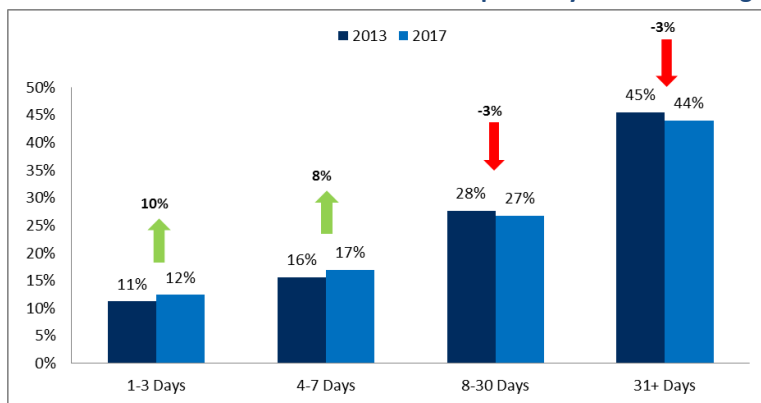
Horizon Commercial Member Use of Opioids by Duration Categories (2013 Compared to 2017)



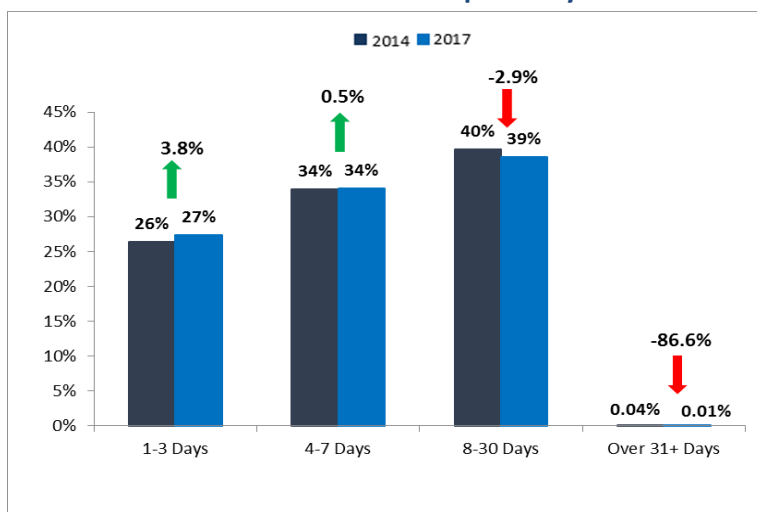
The BCBSA reported that among all plans for 2017:

- 1-3 days of opioid use: 26% (13% increase from 23% in 2013)
- 4-7 days of opioid use: 31% (7% increase from 29% in 2013)
- 8-30 days of opioid use: 25% (17% decrease from 30% in 2013)
- 30+ days of opioid use: 17% (5% decrease from 18% in 2013)

Horizon Medicare Part D Member Use of Opioids by Duration Categories (2013 Compared to 2017)

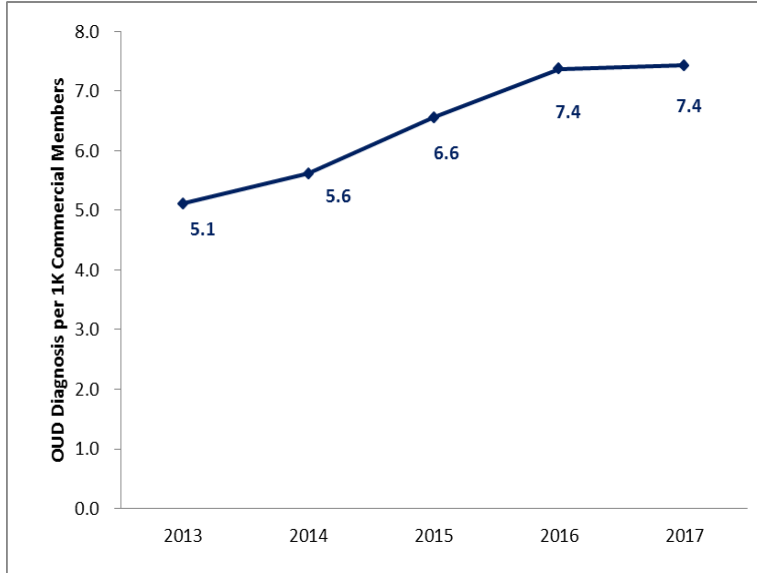


Horizon Medicaid Member Use of Opioids by Duration Categories

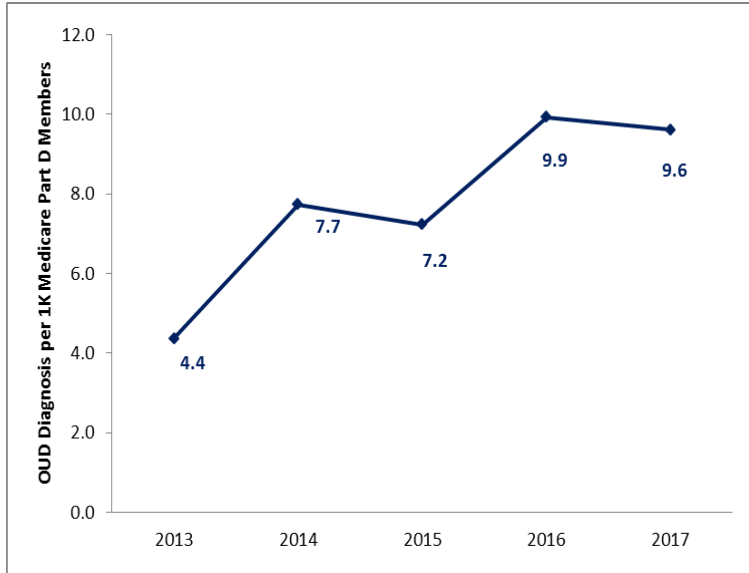


More Horizon Members Are Being Diagnosed and Treated

Rate per 1,000 of BCBS Commercial Members Diagnosed with OUD



Rate per 1,000 of Horizon Medicare Part D Members Diagnosed with OUD



Rate per 1,000 of Horizon Medicaid Members Diagnosed with OUD

